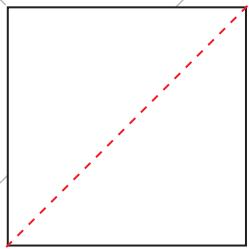
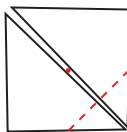




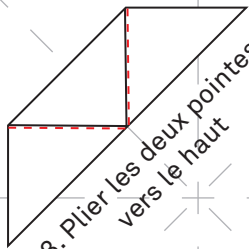
Sciences
économiques



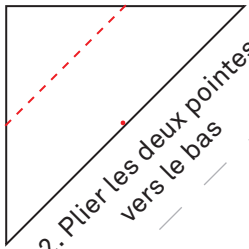
1. Plier la feuille en deux



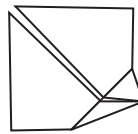
4. Plier la pointe au centre



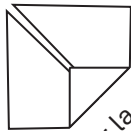
3. Plier les deux pointes vers le haut



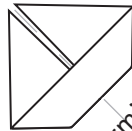
2. Plier les deux pointes vers le bas



5. Retourner



4. Ramener la pointe vers le bas pour créer le support



Terminé